



For more information
or to book a test drive, visit:
cars.suzuki.co.uk/jimny



Way of Life!

THE ALL-NEW SUZUKI JIMNY



Fuel economy and CO₂* results for the Jimny 2019 range in mpg (L/100km): Combined from 32.1 (8.8) to 35.8 (7.9). CO₂ emissions: 170 to 154g/km. The fuel consumption you achieve in real life conditions and CO₂ produced will depend upon a number of factors including the accessories fitted (post-registration), variations in weather, driving styles and vehicle load.

*There is a new test used for fuel consumption and CO₂ figures. The CO₂ figure(s) shown, however, is based on the outgoing test cycle and will be used to calculate vehicle tax on first registration.

Only compare fuel consumption and CO₂ figures with other cars tested to the same technical standard. Specifications and equipment vary depending on engine, transmission and model grade. Please contact your local Dealer for full details. All details correct at time of going to print: December 2018. Vehicles shown throughout this brochure are for illustration only and may feature non-UK/ROI equipment. Suzuki GB PLC, Steinbeck Crescent, Snelshall West, Milton Keynes, Bucks MK4 4AE. Suzuki Information Service: 0800 804 8828 (UK) or 01 906 1862 (ROI). Calls may be recorded or monitored.



IT WASN'T

BUILT TO

FOLLOW

DISCOVER NEW FRONTIERS WITH THE ALL-NEW JIMNY

With nearly 50 years of experience, engineering and refining behind it, the all-new Jimny is more capable than ever before.

We've stuck to our classic Jimny concept, so the iconic 4x4 remains compact, lightweight, and capable of tackling the toughest and most remote of terrains. And with the help of our ALLGRIP Pro 4-wheel Drive technology, a powerful 1.5 litre engine and a chassis which has been specially designed for superb off-road capability, the

all-new Jimny has really got what it takes to take you where few other 4x4s can go.

Plus, with our expertly engineered collection of practical touches, including a high ground clearance and ample interior space with a wide tailgate opening, it's prepared for any and every adventure you might have.

So if you want to go places most other 4x4s fear to tread, then get behind the wheel of the all-new Jimny.

ADVENTURE NEVER LOOKED SO GOOD

THE ALL-NEW JIMNY HAS BEEN CRAFTED FOR ADVENTURE, INSIDE AND OUT.

That's why it's been designed with a range of practical features to help you take on whatever challenges nature has to offer. So whatever the weather, whatever the conditions, the all-new Jimny has what it takes to tackle them.



BONNET CORNERS AND VISIBILITY

The all-new Jimny has been designed with a flat and square bonnet, which lets you keep the front corners in view, offering excellent visibility on uneven terrain. So you'll always be on top of your surroundings.



OPTIMISED BODY DESIGN

The optimised, cutaway bumpers offer outstanding ground clearance at the wheel, ensuring more grip when climbing over obstacles, with moulded black guards protecting the body from stone chips and scratches.

COMPACT DESIGN

With its compact dimensions, the all-new Jimny is small enough to take you places other larger 4x4s can't. Plus it's really light, which helps it get over tough terrain.



PRACTICALLY PERFECT

DESIGNED TO HELP YOU DO THE JOB.

Step inside the all-new Jimny and you'll discover a range of features to help you stay focused on tackling off-road conditions. The steering wheel is leather wrapped* making it tactile and luxurious, and can be vertically adjusted up to 35mm. The meters are always illuminated for clear viewing, night and day.

The advanced touchscreen* lets you easily control the audio and navigation systems, and is compatible with Apple CarPlay, Android Auto™ and MirrorLink™. As you can see, we've done everything to ensure you can enjoy the perfect adventure.

- 1 Ride-in assist grip
- 2 Scratch/stain-resistant instrument panel
- 3 Air conditioning
- 4 Intuitively designed controls
- 5 Smartphone link display with infrared touchscreen*
- 6 Vertically adjustable steering wheel
- 7 Illuminated meter cluster



*S25 models only.
Apple, Apple CarPlay and iPhone are all trademarks of Apple Inc.
Registered in the U.S. and other countries.
Android and Android Auto are trademarks of Google LLC.

TACKLE TOUGH TERRAIN

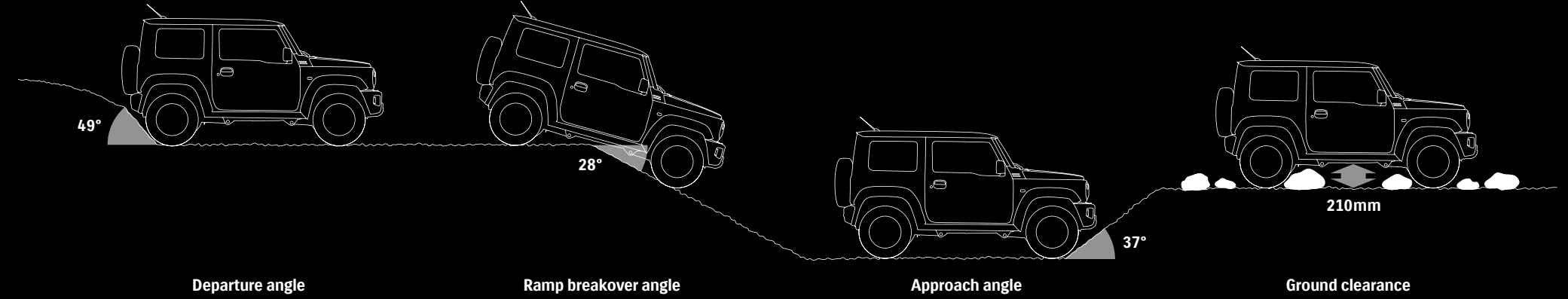


THE CAPABILITY OF THE JIMNY STILL SHINES THROUGH.

There's a reason why, for nearly 50 years, the popularity of the Jimny has grown and grown. And that's because when people think of the Jimny, they think 'capable', they think 'groundbreaking', and they think 'ready to handle all conditions'. The all-new Jimny is no different, sticking to the rugged 4x4 principles that inspired the first model. But don't just take our word for it – have a look at what goes into the all-new Jimny, so you can see what you can get out of it.

AMPLE BODY ANGLES AND CLEARANCE

We don't believe in barriers. Which is why we've designed the all-new Jimny with plenty of ground clearance and angles to help you overcome anything in your way. An ample departure angle, ramp breakover angle, approach angle and ground clearance lets you tackle steep slopes, sharp descents and obstacles without scraping the bumpers or underbody of your all-new Jimny.



ALLGRIP PRO 4WD WITH LOW RANGE TRANSFER GEAR

The all-new Jimny can adapt to difficult conditions at the shift of the transfer lever, thanks to our ALLGRIP Pro 4WD technology. When conditions get tough, switch to 4L mode for maximum torque control and traction. 4H mode lets you enjoy traction at higher speeds, for snowy and flatter off-road terrains. And the 2H mode lets you switch to a smoother, quieter and more fuel-efficient ride for paved roads. See – ready for anything.



RIGID LADDER FRAME

As ever, the all-new Jimny still comes with a strong, tough and flexible ladder frame; a serious foundation for off-road performance. No point in messing with a classic design.



3-LINK RIGID AXLE SUSPENSION WITH COIL SPRING

Full-width axles can be found in both the front and rear, giving the all-new Jimny superior grip on diverse terrains. When an obstacle pushes one wheel up, the axle presses the other wheel down to increase tyre contact in rough road conditions.

ADVANCED

PERFORMANCE

GUARANTEED

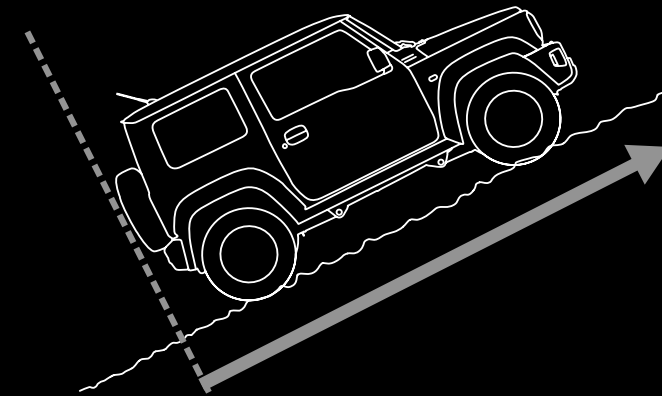


THE SPIRIT
OF JIMNY,
WITH THE
TECHNOLOGY
OF TODAY.

When it came to designing the all-new Jimny, we stuck to our classic 4x4 philosophy. But that doesn't mean our thinking is stuck in the past, because the all-new Jimny comes equipped with all the latest performance technology to ensure that your car is as capable as anything out there.

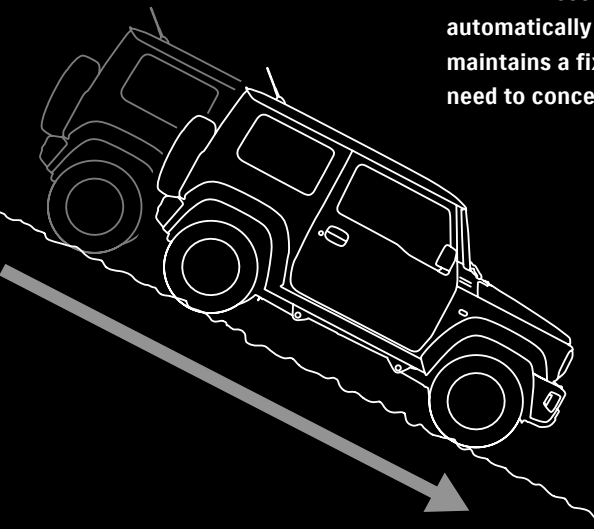
HILL HOLD CONTROL

Hold your ground when tackling steep slopes with Hill Hold Control. This feature prevents rearward rolling, even on the bumpiest of slopes.



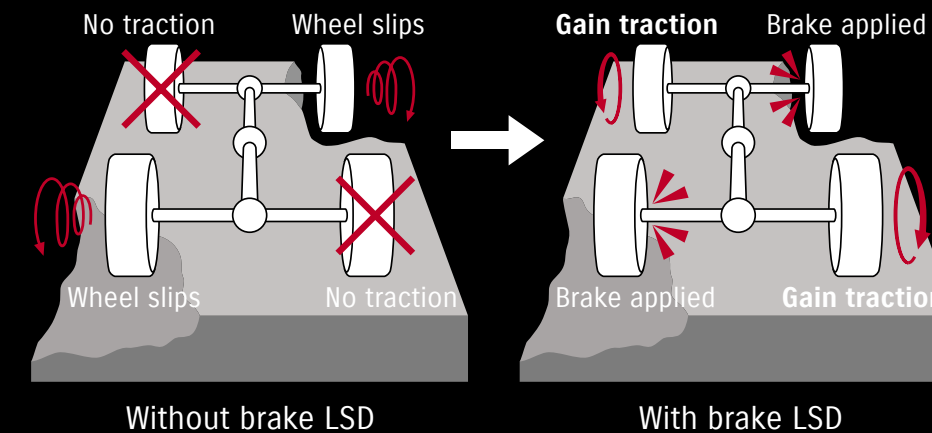
HILL DESCENT CONTROL

Feel more secure when going downhill with Hill Descent Control. This system automatically applies the brakes and maintains a fixed speed, so you only need to concentrate on steering.



NEW 1.5 LITRE ENGINE

To take on the elements, you need powerful performance, and this robust new 1.5 litre engine has got what it takes. It delivers strong torque throughout a wide RPM, whilst being small and lightweight enough to ensure high fuel efficiency.



BRAKE LIMITED SLIP DIFFERENTIAL TRACTION CONTROL

Tackle slick or slippery ground with confidence. If two wheels diagonal across from each other lose grip while on a slippery surface, this system will automatically brake the slipping wheels, applying torque to the two other wheels and ensuring the all-new Jimny remains as steady and capable as ever.

ROOM TO EXPLORE

PLENTY OF SPACE FOR EVERY ADVENTURE.

If you're getting ready to battle the off-road elements, or preparing to tackle a more urban environment, the all-new Jimny offers all the space you'll need, and a range of practical storage solutions. Have a look at all these thoughtfully designed features that'll have you ready to explore.



WIDE TAILGATE OPENING

This practical design offers maximum accessibility, with the wide opening allowing for the easy storage of larger items. So wherever adventure takes you, you'll always be better prepared.



AMPLE REAR SPACE

The rear storage area can be expanded with the help of rear folding seats, which fold completely flat to offer a generous 377 litres of boot space. The floor and seatbacks are resin-coated for the easy removal of dirt, and a rear electrical socket lets you power equipment behind the vehicle.



PRACTICAL INTERIOR TOUCHES

The all-new Jimny has an array of practical touches, including convenient pockets and trays for your phone, beverages and other items, and USB and accessory sockets to connect and power your devices.

SAFE AND SECURE



**SAFETY. IT'S AT
THE HEART OF
EVERYTHING WE DO.**

When you're driving a vehicle as capable as the all-new Jimny, it's only natural to want to take on the most challenging of conditions. So it's important to feel confident and safe behind the wheel. That's why

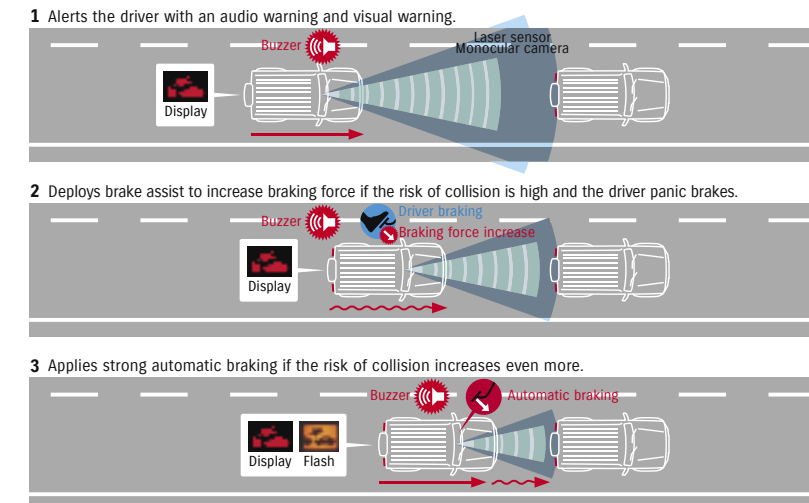
the all-new Jimny is equipped with some of the latest safety features to give you everything you need to feel more protected.

THE SCIENCE BEHIND THE SAFETY

DUAL SENSOR BRAKE SUPPORT

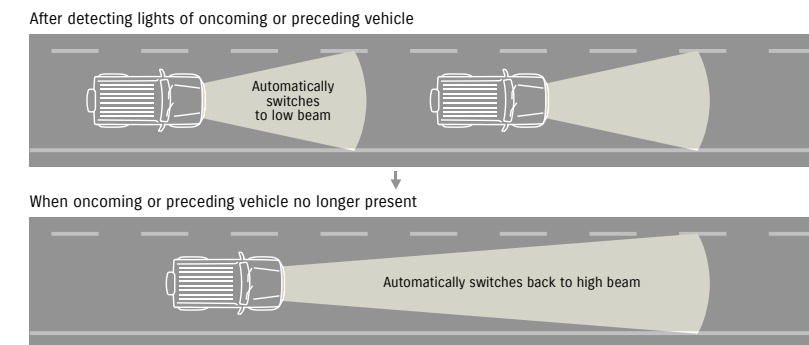
When moving, the all-new Jimny senses if there's a risk of forward collision. Upon detecting a potential collision, the vehicle acts to mitigate the impact, including automatically applying the brakes, if necessary.

1. Alerts the driver with an audio warning and visual warning.
2. Deploys Brake Assist to increase braking force if the risk of collision is high and the driver panic-brakes.
3. Applies strong automatic braking if the risk of collision increases even more.



HIGH BEAM ASSIST

This feature automatically switches the headlights between high and low beams depending on the lighting environment and presence of other vehicles. So you can enjoy safer and more relaxing night driving.



WEAVING ALERT

At 37mph or faster, Weaving Alert calculates the driving pattern and issues audio and visual warnings if the vehicle is weaving within a lane due to, for example, driver drowsiness.

LANE DEPARTURE WARNING

At 37mph or faster, the lane departure warning function can predict the path of the vehicle and issue warnings to the driver, if necessary, to help avoid straying out of a lane.

TRAFFIC SIGN RECOGNITION

This system monitors the road for traffic signs and when signs such as speed limits or no passing zones are detected, it displays the sign on the meter display as a reminder to the driver. When multiple signs are detected, a maximum of three signs can be displayed at once.

Note: There is a limit to the ability of the monocular camera and laser sensor to detect obstacles and lanes, and control the vehicle. Please do not rely on the system: always drive safely.

MAKE YOUR MARK

ADD A LITTLE COLOUR TO YOUR JOURNEY.

Want to give your all-new Jimny the personal touch? Then take a look at our stylish range of colours, and find a shade that's perfect for you.


Single tone colours



Superior White
Available on all models



Silky Silver Metallic
Available on all models



Blueish Black Pearl Metallic
Available on all models

Dual-tone colours



**Chiffon Ivory Pearl Metallic with
Blueish Black Pearl Metallic roof**
Available on SZ5 models only



**Brisk Blue Metallic with
Blueish Black Pearl Metallic roof**
Available on SZ5 models only



**Kinetic Yellow with
Blueish Black Pearl Metallic roof**
Available on SZ5 models only

PREPARE FOR MORE

ENHANCE EVERY JOURNEY WITH OUR RANGE OF ACCESSORIES.

With the all-new Jimny, we want you to be ready to set out from the get go. But if you need a little extra protection, or if you want to give the all-new Jimny a few touches that will make it suitable for your own personal adventure, then our range of practical accessories gives you everything you need to do just that. Check out our full range at cars.suzuki.co.uk/jimny



THE JOURNEY TO THE JIMNY

IN 1970, SUZUKI LAUNCHED SOMETHING NEW.

A vehicle with the philosophy to take you places other cars couldn't in the past. A vehicle born with 4x4 spirit. A vehicle called the Suzuki LJ10.

It was an immediate success, because in a market dominated by large vehicles with high-displacement engines, this game changer was able to nimbly conquer terrains these other cars couldn't, thanks to its compact frame and 4-wheel Drive technology. And it was this car that formed the basis of what would become the Suzuki Jimny.

The Jimny quickly gained a cult following around the world;

a following that remains to this day, with fans eagerly awaiting news on the launch of every new model.

A lot has changed since the launch of our original Jimny, but the philosophy that inspired it – the philosophy to take you places no other car can – is still the starting point for every new generation of Jimny, including our all-new model, which is still being powered by our ALLGRIP technology. And with 50 years of engineering and evolution behind it, you can be sure that this 4x4 has got what it takes to carry you further than ever before.

FIND YOUR LOCAL DEALER TODAY AT
[CARS.SUZUKI.CO.UK/FIND-A-DEALER](https://cars.suzuki.co.uk/find-a-dealer)